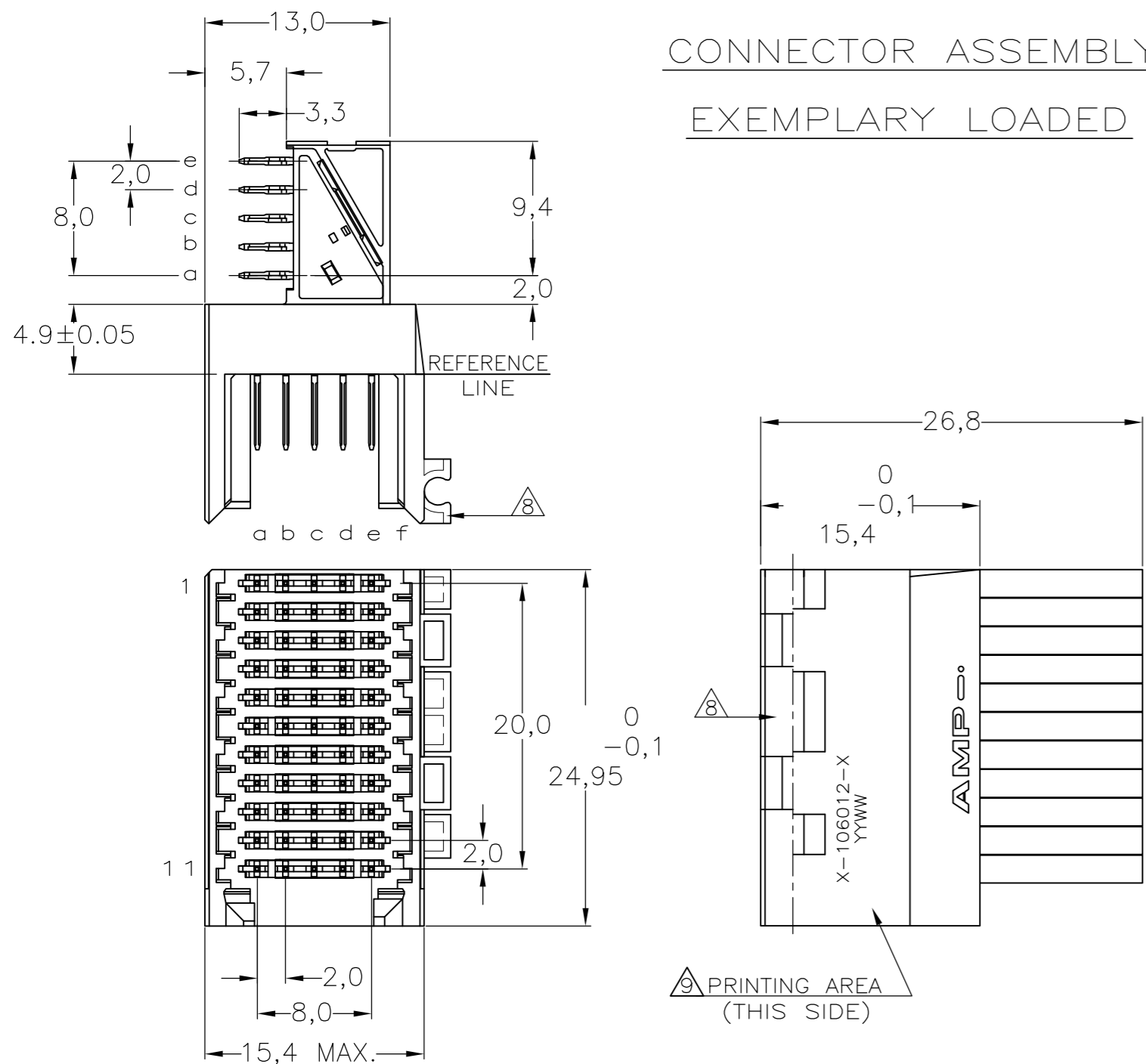
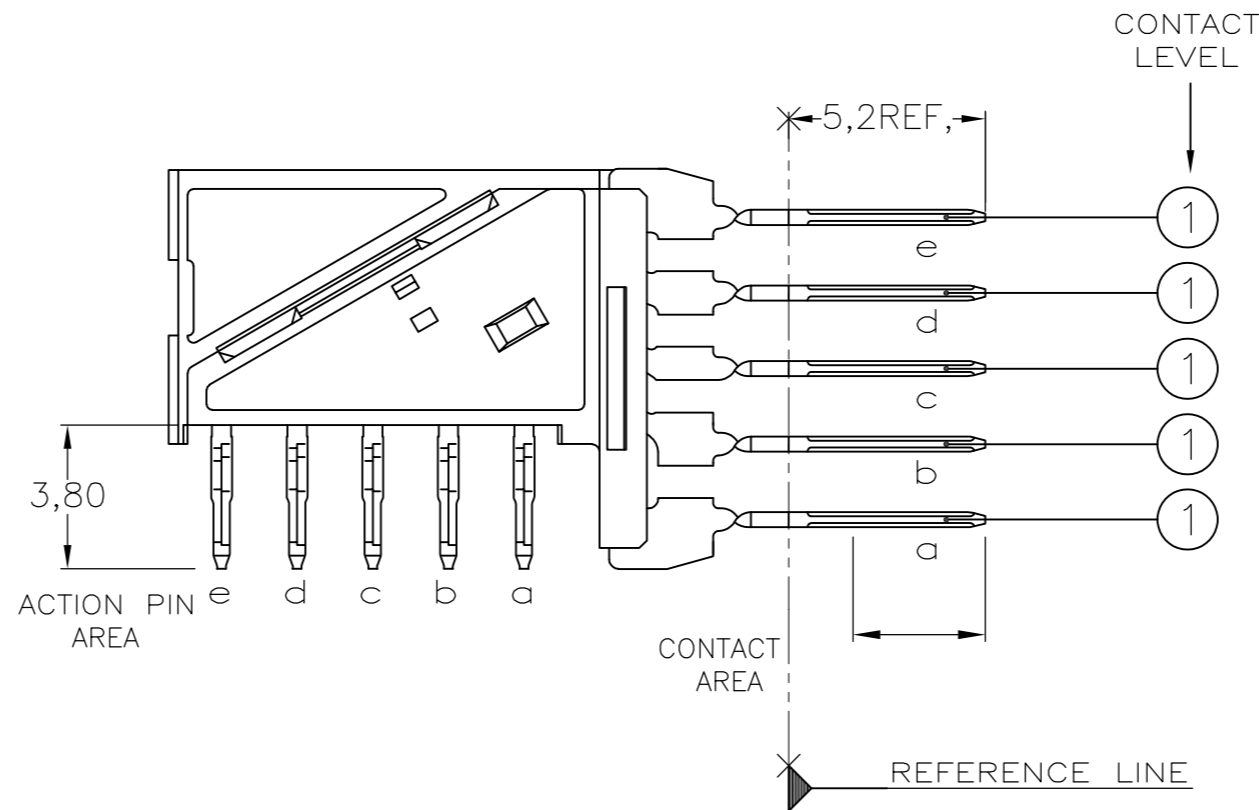


THIS DRAWING IS UNPUBLISHED. RELEASED FOR PUBLICATION
 © COPYRIGHT BY TYCO ELECTRONICS CORPORATION. ALL RIGHTS RESERVED.

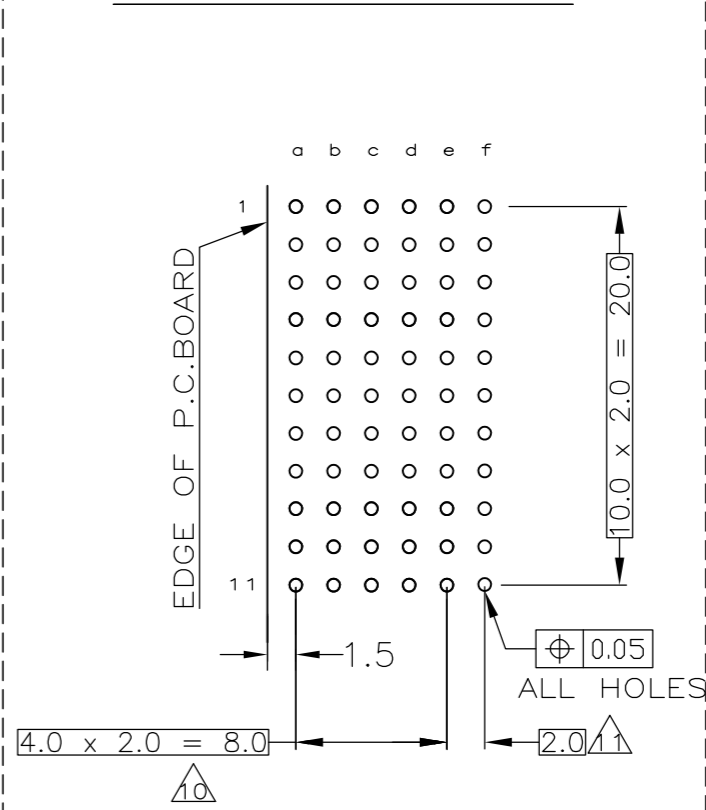
**CONNECTOR ASSEMBLY
 EXEMPLARY LOADED**



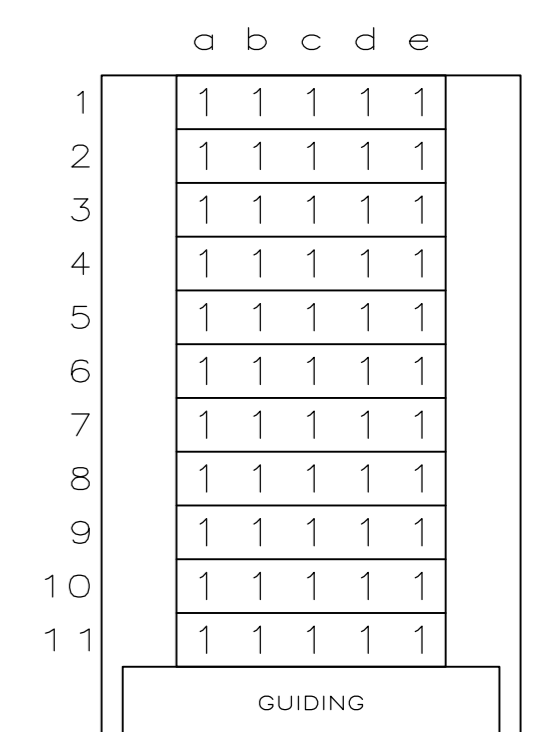
CONTACT DIMENSIONS



**RECOMMENDED PCB-HOLE LAY-OUT
 COMPONENT SIDE SHOWN**



CONTACT LAYOUT



P.C.B. HOLE DIM. ACTION PIN
 FOR DETAILS SEE
 APPLICATION SPECIFICATION

NOTES:

- 1 MATERIAL HOUSING : GREY GLASSFILLED POLYESTER
 CONTACT : PHOSPHORBRONZE
- 2 GENERAL PLATING SPECIFICATION: UNDERPLATING (ENTIRE CONTACT): 1,27µm NICKEL MIN.
 AND ACTION PIN: 0,5µm TIN-LEAD MIN.
 FOR PLATING OF MATING SURFACES SEE APPLICABLE SPECIFICATION REFERENCE FOR EACH DASH NUMBER.
- 3 CONFORMS TO ALL TESTING ACCORDING IEC 61076-4-101 PERFORMANCE LEVEL 2.
- 4 CONFORMS TO ALL TESTING ACCORDING IEC 61076-4-101 PERFORMANCE LEVEL 1.
- 5 CONNECTOR TESTED AND QUALIFIED AGAINST TELCORDIA GR-1217-CORE QUALITY LEVEL III, CENTRAL OFFICE APPLICATIONS.
- 6 CONNECTOR TESTED AND QUALIFIED AGAINST TELCORDIA GR-1217-CORE QUALITY LEVEL III, UNCONTROLLED ENVIRONMENT APPLICATIONS.
- 7 CONNECTOR LUBRICATED WITH TELCORDIA GR-1217-CORE APPROVED LUBRICANT.
- 8 CONNECTOR ASSEMBLY WITH LATCH HINGE FOR CABLE CONNECTOR.
- 9 CONNECTOR MARKED WITH PARTNUMBER AND DATECODE
- 10 PLATED-THROUGH HOLES AT 2x2mm SQUARE GRID.
- 11 HOLES IN ROW f FOR POSSIBLE FUTURE USE OF GROUND RETURN SHIELDS. (NOT YET TOOLED)
- 12 OBSOLETE PARTS: OBSOLETE CIS STREAMLINING PER D.RENAUD/D.SINISI
- 13 0.76µm MIN. GOLD PLATING AT MATING SURFACE
- 14 1.27µm MIN. GOLD PLATING AT MATING SURFACE

N	2, 4, 14	5-106012-0
N	2, 3, 13	3-106012-0
12 OBSOLETE	2, 6	1-106012-9
N	2, 3	1-106012-1 8
Y	2, 5	106012-9
12 OBSOLETE	2, 4	106012-4
N	2, 3	106012-1
CONSERVATION TREATMENT		PARTNUMBER

THIS DRAWING IS A CONTROLLED DOCUMENT.		DWN 15DEC97 L.v.d.HEIJDEN	Tyco Electronics Corporation s-Hertogenbosch, Netherlands,	
DIMENSIONS: MM		CHK 15DEC97 D. TRUREN	NAME	
TOLERANCES UNLESS OTHERWISE SPECIFIED:		APVD - F.v.KONINGSBRUGGE	Z-PACK 2MM HM TYPE C 55 POS. RIGHT ANGLE MALE CONNECTOR ASSEMBLY	
0 PLC ± - 1 PLC ± - 2 PLC ± - 3 PLC ± - 4 PLC ± - ANGLES ± -		PRODUCT SPEC	SIZE A2	CAGE CODE 00779
MATERIAL -		FINISH -	DRAWING NO C=106012	RESTRICTED TO -
CUSTOMER DRAWING			SCALE NTS	SHEET 1 OF 1 REV N

106012