


IPL1-120-01-L-D-RA-K



IPL1-105-02-L-D-K-TR

IPL1-110-02-L-S-K-TR



(2.54 mm) .100"

IPL1 SERIES

# DISCRETE WIRE HEADER

## SPECIFICATIONS

For complete specifications  
www.samtec.com?IPL1

**Insulator Material:**  
Natural LCP

**Terminal Material:**  
Phosphor Bronze

**Plating:**

Sn or Au over

50 μ" (1.27 μm) Ni

**Operating Temp Range:**

-55 °C to +125 °C

**Voltage Rating:**

675 VAC/954 VDC

**RoHS Compliant:**

Yes

## PROCESSING

**Lead-Free Solderable:**

Yes

**-S & -D (-02 Lead Style)**

**SMT Lead Coplanarity:**

(0.10 mm) .004" max (02-05)

(0.13 mm) .005" max (06-10)\*

(0.15 mm) .006" max (11-25)\*

\*(.004" stencil solution

may be available; contact

IPG@samtec.com)

**-SH SMT Lead Coplanarity:**

(0.15 mm) .006" max (02-25)\*

\*(.004" stencil solution

may be available; contact

IPG@samtec.com)

## RECOGNITIONS

For complete scope of  
recognitions see  
www.samtec.com/quality



FILE NO. E111594

**Mates with:**  
MMSD, MMSS,  
MMSDT, MMSST

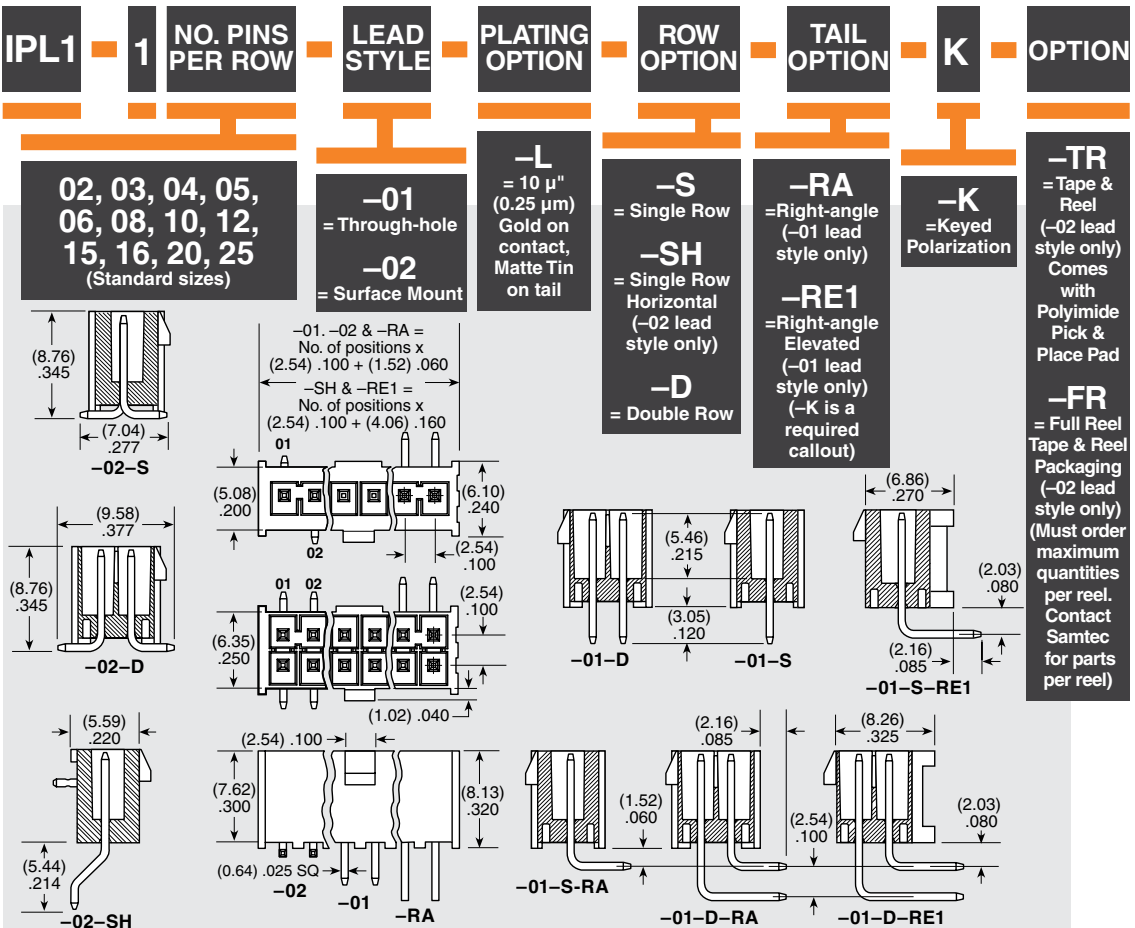

Mates with  
discrete wire cable  
assemblies

Keyed  
polarization

Align &  
Latch™

(2.54 mm)  
.100" pitch

Surface mount, right-angle,  
right-angle elevated  
and vertical through-hole



## ALSO AVAILABLE (MOQ Required)

- Other sizes
- With or without plug polarization
- Guide post holes
- Other platings
- Weld tab

**Note:**  
Some lengths, styles and options are non-standard, non-returnable.

Due to technical progress, all designs, specifications and components are subject to change without notice.

WWW.SAMTEC.COM

All parts within this catalog are built to Samtec's specifications.

Customer specific requirements must be approved by Samtec and identified in a Samtec customer-specific drawing to apply.